

**POISON**  
KEEP OUT OF REACH OF CHILDREN  
READ SAFETY DIRECTIONS BEFORE OPENING OR USING

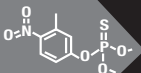
▲ PEEL HERE ▲

*Freezone*

# FENITROTHION

## INSECTICIDE

**Grain**



**Crop**



**ACTIVE CONSTITUENT: 1000 g/L FENITROTHION**  
an anticholinesterase compound

**GROUP 1B INSECTICIDE**

For the control of locust and grasshopper pests of broadacre and horticultural crops, for the protection of cereal grain against stored product insect pests and for the control of various pests of pasture as per Directions for Use table.

**IMPORTANT: THIS BOOKLET IS PART OF THE LABEL.  
READ THIS BOOKLET BEFORE USING THIS PRODUCT.**

**Freezone**<sup>®</sup>

In your Control.<sup>™</sup>

**20** Litres  
CONTENTS

## DIRECTIONS FOR USE

Situation/Crop	Pest	State	Rate
<b>Structural Treatments</b> Cereal grain storage on farm, produce stores, feed and flour mills, warehouses and processing plants, transport equipment, animal feed bins.	Stored product insect pests including susceptible and maldison-resistant Grain Weevils, Flour Beetles, Saw-toothed Grain Beetle, Tropical Warehouse Moth and Indian Meal Moth (but not Lesser Grain Borer)	All States (in WA for use by bulk handling authorities only)	1L in 100L water
<b>Grain Protection</b> Grain Protection All cereal grains stored in bulk for periods of 3-6 months.			1.2L in 100L water (12 ppm)*
<b>Grain Protection</b> All cereal grains stored in bulk for periods less than three months.			0.6L in 100L water (6 ppm)*
<b>Surface Treatment</b> Bulk stored cereal grain, stacks of bags etc.			1L in 100L water
<b>Grain Protection</b>	Pests as above plus Lesser Grain Borer		Rates as above plus Sumithrin Synergised Grain protectant at the recommended rate
Broiler poultry house litter, walls, roof and feed sheds	Lesser Mealworm (Litter Beetle), Darking Beetle (Black Beetle)		1.0L/100L water (10L diluted spray treats 70m <sup>2</sup> )
Pasture, Pasture Seed Crops, Forage Crops including Grazing Sorghum, Lucerne, Soybeans, Cereal Crops	Spur-throated Locust, Migratory Locust	Qld, NSW, Vic, SA, WA only	270 to 550mL/ha
	Wingless Grasshopper	NSW, Vic, SA, WA only	300mL/ha

WHP	Critical Comments
90 days (for processing into food for human consumption or stock food)	Apply 1L of spray over 20 square metres of surface, or to the point of runoff.
	Apply 1L diluted spray per tonne to the grain flow. The spray rate measured in litres per hour must equal the auger or elevator uptake in tonnes per hour, e.g. for an uptake of 20 tonnes per hour the nozzle(s) must deliver 20L per hour.
	At monthly intervals during summer and 2-3 months intervals during winter, apply 1L of spray over 20 square metres exposed grain surface, or to the point of runoff on bags.
	Apply 1L of mixture per tonne of grain.
Nil	Apply diluted spray to broiler poultry shed litter, walls, and roof. Spray feed shed and other places where beetles may hide. Spray old litter before spreading new litter. Improved results may be obtained where spray is incorporated into the litter. Do not house layer birds in recently treated sheds. Avoid contamination of chicken feed and do not allow spray to reach birds in neighbouring shed. Spray sheds after each batch of broilers is taken out shortly before re-stocking.
14 days (H) 14 days (G)	<p><b>Refer to General Instructions on Buffer Zones prior to use.</b></p> <p>Use higher rate through suitable boom sprayer in dense crops against adult grasshoppers.</p> <p><b>For Pasture &amp; Forage Crops:</b> Apply a maximum of 3 sprays per paddock per year.</p> <p><b>For Cereal Crops:</b> Apply a maximum of 3 sprays per field per growing season.</p> <p><b>Refer to Crop Safety section under General Instructions for Sorghum varieties.</b></p>

Situation/Crop	Pest	State	Rate
Apples, Cabbages, Cherries, Grapes, Lettuce and Tomatoes	Spur-throated Locust, Migratory Locust	NSW, Vic, SA, WA only	270 to 550mL/ha
	Wingless Grasshopper		300mL/ha
Pasture, Pasture Seed Crops, Forage Crops including Grazing Sorghum, Lucerne, Cereal Crops, Soybeans, Apples, Cabbages, Cherries, Grapes, Lettuce and Tomatoes	Australian Plague Locust	NSW, Qld, Vic, SA, WA only	270 to 400mL/ha
Lucerne	Sitona Weevil	Vic	250mL/ha
		NSW, Tas, WA only	650mL/ha
		SA only	300mL/ha
Pasture	Pasture Cockchafer	NSW, Tas only	700mL/ha
		SA only	480mL/ha
	Corbie, Winter Corbie	Tas only	800mL-1.3L/ha
	Underground Grass Grub	NSW, Vic only	500-800mL/ha
		SA only	800mL-1.0L/ha
	Oxycanus Grub	NSW, Vic, SA, Tas only	1.2-1.3L/ha

**NOT TO BE USED FOR ANY PURPOSE OR IN ANY MANNER CONTRARY TO THIS LABEL UNLESS AUTHORISED UNDER APPROPRIATE LEGISLATION.**

WHP	Critical Comments
14 days (H) 14 days (G)	<p><b>Refer to General Instructions on Buffer Zones prior to use.</b></p> <p>Use higher rate through suitable boom sprayer in dense crops against adult grasshoppers.</p> <p><b>For Pasture &amp; Forage Crops:</b> Apply a maximum of 3 sprays per paddock per year.</p> <p><b>For Cereal Crops:</b> Apply a maximum of 3 sprays per field per growing season.</p> <p><b>Refer to Crop Safety section under General Instructions for Sorghum varieties.</b></p>
	<p>Refer to General Instructions on Buffer Zones prior to use.</p> <p><b>Use higher rate through suitable boom sprayer in dense crops against adult grasshoppers.</b></p> <p><b>Refer to Crop Safety section under General Instructions for Sorghum varieties.</b></p>
	<p><b>Refer to General Instructions on Buffer Zones prior to use.</b></p> <p>Apply October to December or in autumn when adults occur in damaging numbers.</p> <p>Use the lowest rate possible to achieve effective control. Observe any use limitations advised by state authorities.</p>
	<p><b>Refer to General Instructions on Buffer Zones prior to use.</b></p> <p>Only 1 application per year permitted for each paddock. Spray April to July as a rainfall of more than 7mm is required before cockchafer surface and feed. Spray when rainfall is imminent. Spot spraying is to be used where possible. Use the lowest rate possible to achieve effective control.</p>
	<p><b>Refer to General Instructions on Buffer Zones prior to use.</b></p> <p>Only 1 application per year permitted for each paddock. Spray May to July for Winter Corbie and August to September for Corbie when damaging numbers occur. Spot spraying is to be used where possible. Use the lowest rate possible to achieve effective control.</p>
	<p><b>Refer to General Instructions on Buffer Zones prior to use.</b></p> <p>Only 1 application per year permitted for each paddock. Spray April to July when opening rains have stimulated feeding activity. Use the lowest rate possible to achieve effective control.</p>
	<p><b>Refer to General Instructions on Buffer Zones prior to use.</b></p> <p>Only 1 application per year permitted for each paddock. Spray April to late June when grubs are causing pasture damage. Use the lowest rate possible to achieve effective control.</p>

**FOR THE FOLLOWING CROPS: VINES, APPLES, CABBAGES, CHERRIES, GRAPES, LETTUCE, SOYA BEAN AND TOMATO, DO NOT USE FOR ANY OTHER PURPOSE (PEST) THAN LOCUST AND GRASSHOPPER CONTROL.**

**DO NOT APPLY THIS PRODUCT BY AIRCRAFT AT RATES GREATER THAN 350ML/HA. IN STORED GRAIN IN WA – FOR USE BY BULK HANDLING AUTHORITIES ONLY.**

**RESIDUES MANAGEMENT  
RE-APPLICATION INTERVALS**

**Pasture, Lucerne:**

**DO NOT apply at intervals of less than 7 days when used for grazing.**

**DO NOT apply at intervals of less than 14 days when cut for stock feed.**

**DO NOT apply at intervals of less than 14 days where stock may be oversprayed.**

**Pasture seed crops, cereal crops, forage crops, grazing sorghum, apples, cabbages, cherries, grapes, lettuce, tomatoes, soybean: DO NOT apply at intervals of less than 14 days.**

**WITHHOLDING PERIOD**

***Stored Cereal Grain***

**Hold grain treated at 12ppm\* in store and do not use for processing into food for human consumption or for stock feed for 90 days after treatment.**

**\*ppm = Parts per million fenitrothion on grain (mg/kg).**

***Crops for human consumption***

**Apples, cabbages, cherries, grapes, lettuce, soya bean, tomato, cereal crops:**

**DO NOT HARVEST FOR 14 DAYS AFTER APPLICATION.**

***Crops for animal consumption/stockfeed***

**Pasture and Lucerne where stock have not been oversprayed:**

**DO NOT GRAZE FOR 7 DAYS AFTER APPLICATION OR WITHHOLD STOCK FROM SLAUGHTER FOR 14 DAYS AFTER APPLICATION, WHICHEVER IS APPROPRIATE:**

**DO NOT CUT FOR STOCKFEED FOR 14 DAYS AFTER APPLICATION.**

**Pasture (including Lucerne) where stock have been oversprayed:**

**DO NOT SLAUGHTER FOR 14 DAYS AFTER APPLICATION.**

**Sorghum, cereal straw and fodder, pasture seed crops, forage crops:**

**DO NOT GRAZE OR CUT FOR STOCK FEED FOR 14 DAYS AFTER APPLICATION.**

**GENERAL INSTRUCTIONS**

**INSECTICIDE RESISTANCE WARNING**

For insecticide resistance management Freezone Fenitrothion Insecticide is a Group 1B insecticide. Some naturally-occurring insect biotypes resistant to Freezone Fenitrothion Insecticide and other Group 1B insecticides may exist through normal genetic variability in any insect population. The resistant individuals can eventually dominate the insect population if Freezone Fenitrothion Insecticide or other Group 1B Insecticides are used repeatedly. The effectiveness of Freezone Fenitrothion Insecticide on resistant individuals could be significantly reduced. Since the occurrence of resistant individuals is difficult to detect prior to use, Freezone Public Health Pty Ltd accepts no liability for any losses that may result from the failure of Freezone Fenitrothion Insecticide to control resistant insects. Freezone Fenitrothion Insecticide may be subject to specific resistance strategies. For further information contact your local supplier, Freezone Public Health Pty Ltd representative or local department of agriculture agronomist.

**GROUP 1B INSECTICIDE**

## **GRAIN**

Maximum efficiency of the product in grain protection is dependent upon its even distribution through the grain, the absence of infestation at uptake, sufficiently low moisture content ie. Less than 12% and storage temperature of below 27°C.

## **MIXING**

Mix the required amount of spray for immediate use. Slowly add 1000EC to required amount of water in tank and agitate well before commencing to spray.

## **EQUIPMENT (GRAIN)**

The diluted spray should be applied through specialized grain spraying equipment. Important: the spray nozzle must be capable of delivery of an even spray pattern.

## **CLEANING**

On completion, wash out spray equipment, mixing and measuring utensils with water.

## **CROP SAFETY**

**Note:** Freezone Fenitrothion Insecticide may cause discolouration on many varieties of sorghum. Leaves of some sorghum varieties may become spotted after spraying. Pioneer 845, Alpha strains and Golden Acres varieties may be severely damaged, especially later growth stages. A check should be made with the manufacturer (or other appropriate source) before application is made to newer varieties.

## **APPLICATIONS AND BUFFER ZONES**

Control of Locusts and Grasshoppers, Sitona Weevil in Lucerne, and Blackheaded Pasture Cockchafer, Corbie and Winter Corbie.

**Aerial application:** DO NOT apply at rates greater than 350mL/ha. DO NOT apply without a buffer zone of AT LEAST 300m when applied upwind of sensitive areas including (but not limited to) natural streams, rivers, waterways, human dwellings or neighbouring properties.

**Ground application:** Apply fenitrothion by air-assisted, misting, electrostatic and boom sprayers.

**Boom sprays and Electrostatic:** DO NOT apply without a buffer zone of AT LEAST 50m at rate of 350mL/ha and below and AT LEAST 100m where rates are greater than 350mL/ha when applied upwind of sensitive areas including (but not limited to) natural streams, rivers, waterways, human dwellings or neighbouring properties.

**Misters and Air-assisted:** DO NOT apply without a buffer zone of AT LEAST 100m at rates of 350mL/ha and below and AT LEAST 300m where rates are greater than 350mL/ha when applied upwind of sensitive areas including (but not limited to) natural streams, rivers, waterways, human dwellings or neighbouring properties.

## **PRECAUTION**

**Ground Spraying:** To minimise exposure, a vehicle equipped with an enclosed cab should be used for ground spraying operations when practicable. It is highly desirable that closed mixing/loading systems are in place and enclosed cabs fitted. It would be preferable that the enclosed cabs are equipped with air-conditioning and pesticide filters.

**Aerial applications:** It is highly desirable that aerial spray operators use closed mixing/loading only (closed mixing/loading systems include all mechanical transfer systems designed to minimise worker exposure during the transfer of product from container to mixing vessel, eg. Dry coupling systems or closed filling/loading systems).

**Human Flaggers:** Human flaggers used in aerial applications must be protected by engineering controls such as enclosed cabs.

## **PROTECTION OF LIVESTOCK, FISH, CRUSTACEANS AND ENVIRONMENT**

DO NOT apply under meteorological conditions or from spraying equipment which could be expected to cause spray drift or run-off onto sensitive areas such as natural streams, rivers, wetlands, natural surface waters, waterways, human dwellings and neighbouring properties. Buffer zones should be observed as per label directions. Dangerous to fish. DO NOT contaminate streams, rivers or waterways with the chemical or used containers. Dangerous to bees. DO NOT spray any plants in flower while bees are foraging.

## **STORAGE AND DISPOSAL**

Store in the closed original container in a cool, well-ventilated area. Do not store for prolonged periods in direct sunlight. Triple or preferably pressure rinse containers before disposal. Add rinsings to spray tank. Do not dispose of undiluted chemicals on site. If recycling, replace cap and return clean containers to recycler or designated collection point. If not recycling, break, crush or puncture and deliver empty packaging to an approved waste management facility. If an approved waste management facility is not available bury the empty packaging 500 mm below the surface in a disposal pit specifically marked and set up for this purpose clear of waterways, desirable vegetation and tree roots, in compliance with relevant Local, State or Territory government regulation. Do not burn empty containers or product.

## **SAFETY DIRECTIONS**

Product is poisonous if absorbed by skin contact, inhaled or swallowed. Repeated minor exposure may have a cumulative poisoning effect. Avoid contact with eyes and skin. Do not inhale spray mist. When opening the container, preparing spray and using the prepared spray, wear cotton overalls buttoned to the neck and wrist and washable hat, elbow-length PVC gloves and face shield. When using in enclosed areas, wear goggles and half-facepiece respirator with combined dust and gas cartridge. If product on skin, immediately wash area with soap and water. After use and before eating, drinking or smoking, wash hands, arms and face thoroughly with soap and water. After each day's use, wash contaminated clothing, gloves, face shield, goggles and respirator and if rubber wash with detergent and warm water.

## **FIRST AID**

If swallowed, splashed on skin or in eyes, or inhaled, contact a Poisons Information Centre (Phone Australia 131 126) or a doctor at once. Remove any contaminated clothing and wash skin thoroughly. If swallowed, activated charcoal may be advised. Give Atropine if instructed.

## **MATERIAL SAFETY DATA SHEET**

Additional information is listed in the Material Safety Data Sheet.

**EXCLUSION OF LIABILITY:** Freezone Public Health Pty Ltd will not accept responsibility whatsoever and howsoever arising and whether for consequential loss or risk to persons or property or otherwise in connection with the supply or use of this product other than responsibility for the merchantable quality of the product. The responsibility of Freezone Public Health Pty Ltd is limited to the replacement of the product or (at the option of Freezone Public Health Pty Ltd) the refund of the price paid and is conditional upon a claim being made in writing and where possible sufficient part of the product to enable proper examination being returned to Freezone Public Health Pty Ltd within thirty days of delivery. Except for such replacement, this product is sold without warranty or liability even though defect, damage, or loss is caused by negligence or other fault.

## **Freezone Public Health Pty Ltd**

18 Gilpin Street, Shorncliffe QLD 4017 • Telephone: +61 (07) 3869 4436  
APVMA Approval No: 67186/55411



**STORAGE AND DISPOSAL**

Store in the closed original container in a cool, well-ventilated area. Do not store for prolonged periods in direct sunlight. Triple or preferably pressure rinse containers before disposal. Add rinsings to spray tank. Do not dispose of undiluted chemicals on site. If recycling, replace cap and return clean containers to recycler or designated collection point. If not recycling, break, crush or puncture and deliver empty packaging to an approved waste management facility. If an approved waste management facility is not available bury the empty packaging 500 mm below the surface in a disposal pit specifically marked and set up for this purpose clear of waterways, desirable vegetation and tree roots, in compliance with relevant Local, State or Territory government regulation. Do not burn empty containers or product.

**SAFETY DIRECTIONS**

Product is poisonous if absorbed by skin contact, inhaled or swallowed. Repeated minor exposure may have a cumulative poisoning effect. Avoid contact with eyes and skin. Do not inhale spray mist. When opening the container, preparing spray and using the prepared spray, wear cotton overalls buttoned to the neck and wrist and washable hat, elbow-length PVC gloves and face shield. When using in enclosed areas, wear goggles and half-facepiece respirator with combined dust and gas cartridge. If product on skin, immediately wash area with soap and water. After use and before eating, drinking or smoking, wash hands, arms and face thoroughly with soap and water. After each day's use, wash contaminated clothing, gloves, face shield, goggles and respirator and if rubber wash with detergent and warm water.

**FIRST AID**


If swallowed, splashed on skin or in eyes, or inhaled, contact a Poisons Information Centre (Phone Australia 131 126) or a doctor at once. Remove any contaminated clothing and wash skin thoroughly. If swallowed, activated charcoal may be advised. Give Atropine if instructed.

**MATERIAL SAFETY DATA SHEET**

Additional information is listed in the Material Safety Data Sheet.

**EXCLUSION OF LIABILITY:** Freezone Public Health Pty Ltd will not accept responsibility whatsoever and howsoever arising and whether for consequential loss or risk to persons or property or otherwise in connection with the supply or use of this product other than responsibility for the merchantable quality of the product. The responsibility of Freezone Public Health Pty Ltd is limited to the replacement of the product or (at the option of Freezone Public Health Pty Ltd) the refund of the price paid and is conditional upon a

claim being made in writing and where possible sufficient part of the product to enable proper examination being returned to Freezone Public Health Pty Ltd within thirty days of delivery. Except for such replacement, this product is sold without warranty or liability even though defect, damage, or loss is caused by negligence or other fault.



**UN No. 3018**

**ORGANOPHOSPHOROUS  
PESTICIDE, LIQUID, TOXIC  
(FENITROTHION)  
PACKAGING GROUP III  
HAZCHEM 2X**

GLUE AREA – 11MM WIDE

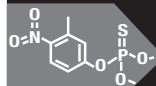
GLUE AREA – 11MM WIDE

**POISON**  
**KEEP OUT OF REACH OF CHILDREN**  
**READ SAFETY DIRECTIONS BEFORE OPENING OR USING**

*Freezone*

# FENITROTHION INSECTICIDE

**Grain**



**Crop**



**ACTIVE CONSTITUENT: 1000 g/L FENITROTHION**  
an anticholinesterase compound

**GROUP 1B INSECTICIDE**

**For the control of locust and grasshopper pests of  
broadacre and horticultural crops, for the protection  
of cereal grain against stored product insect pests  
and for the control of various pests of pasture  
as per Directions for Use table.**

**IMPORTANT: READ THE ATTACHED BOOKLET BEFORE  
USING THIS PRODUCT.**

**Freezone®** In your Control.™

**20** Litres  
CONTENTS

In a Transport Emergency <b>DIAL 000</b> Police or Fire Brigade	<b>SPECIALIST ADVICE IN EMERGENCY ONLY</b> <b>1800 024 973</b> ALL HOURS - AUSTRALIA WIDE
---	---

20L BARCODE  
9342933000322

Batch No:  
  
Date of Manufacture:

**Freezone®** Freezone Public Health Pty Ltd  
18 Gilpin Street, Shorncliffe QLD 4017

www.freezone.net.au • Telephone: +61 (07) 3869 4436

APVMA Approval No: 67186/55411