

**READ SAFETY DIRECTIONS BEFORE OPENING OR USING
FOR ANIMAL TREATMENT ONLY**



FLYK[®]

SPRAY-ON SHEEP BLOWFLY TREATMENT

ACTIVE CONSTITUENT: 50 g/L DICYCLANIL

For the protection of sheep, either off-shears or with any length wool, against fly strike (*Lucilia cuprina*) for 18 to 24 weeks.

For the protection of mulesing and marking wounds on sheep against fly strike (*Lucilia cuprina*) during the wound healing process.



Made for AIRR
74-76 Drummond Rd
Shepparton VIC 3630
P 03 5820 8400
independentsown.com.au

CONTENTS

20

LITRES



io / io

GUARANTEE

PROUDLY



**OWNED
& MADE**



DIRECTIONS FOR USE:

Restraints:

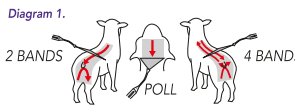
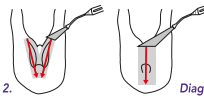
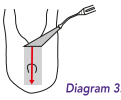
1. DO NOT USE on sheep which are producing or may in the future produce milk or milk products for human consumption.
2. DO NOT dilute.
3. DO NOT mix with any other product.

Dosage and Administration:

Shake well before use.

iO FLYK is applied as a low-volume treatment on to areas where protection is required. When applying iO FLYK, the nozzle of the applicator gun should be high enough above the fleece (approximately 15 - 25 cm), to achieve a 15 cm wide band at each pass for protection of body strike. For treatment of mulesing wounds, the band must be wide enough to cover the wound and 25 mm onto the surrounding wool.

DO NOT apply during gusty or windy weather as spray drift may reduce the period of protection. It is good agricultural practice for mulesing/marking to be carried out at times of minimal fly activity. Reduced efficacy may occur in sheep affected with dermatophilosis.

FOR THE PREVENTION OF BODY STRIKE (DIAGRAM 1)					CRITICAL COMMENTS
SHEEP WEIGHT (kg)	TOTAL VOLUME / SHEEP (mL)	VOLUME PER TREATMENT BAND (mL)	NO. OF BANDS	NO. OF SHEEP TREATED PER 20 L	
10-20	14	7	2	1428	 <p>Diagram 1.</p>
21-30	16	8	2	1250	
31-50	20	10	2	1000	
>50	24	12	2	833	
FOR THE PREVENTION OF BREECH STRIKE (DIAGRAM 1)					 <p>Diagram 2.</p>
SHEEP WEIGHT (kg)	TOTAL VOLUME / SHEEP (mL)	VOLUME PER TREATMENT BAND (mL)	NO. OF BANDS	NO. OF SHEEP TREATED PER 20 L	
10-20	7	7	1	2857	 <p>Diagram 3.</p>
21-30	8	8	1	2500	
31-50	10	10	1	2000	
>50	12	12	1	1666	
FOR THE PREVENTION OF POLL STRIKE (DIAGRAM 1)					<ol style="list-style-type: none"> 1. Use only a spray-on applicator gun recommended by the manufacturer. 2. Ensure the applicator gun is clean. 3. Calibrate applicator gun using an accurate volume measure. 4. Ensure all areas to be protected are treated. 5. When preventing body strike ensure bands overlap along the midline – see Diagram 1. 6. When protecting mulesing wound from fly strike, take special care to treat the wound and the surrounding 25 mm of wool – see Diagram 2. 7. When protecting marking wounds from fly strike, take special care to treat the wound and surrounding wool – see Diagram 3. 8. This product is not recommended for treating existing strikes. Use a product registered as a dressing for existing strikes. 9. Heavy rain following application of this product could diminish the period of protection. 10. iO FLYK contains a scourable colouring agent for easy band identification. 11. Withholding periods must be observed following application of iO FLYK for any purpose including after mulesing and/or marking as finite residues will occur.
Rams and sheep susceptible to poll strike should be treated. Apply 5 mL of iO FLYK to the areas requiring protection, around the poll and horns.					
FOR THE PREVENTION OF FLY STRIKE AFTER MULESING (DIAGRAM 2)					
Apply two bands, one over each side of the mulesing wound and overlapping 25 mm onto the surrounding wool.					
SHEEP WEIGHT (kg)	TOTAL VOLUME / SHEEP (mL)	VOLUME PER TREATMENT BAND (mL)	NO. OF BANDS	NO. OF SHEEP TREATED PER 20 L	
Up to 30	8	4	2	2500	
31-50	10	5	2	2000	
FOR THE PREVENTION OF FLY STRIKE AFTER MARKING (DIAGRAM 3)					
<ul style="list-style-type: none"> • When a tail has been amputated, apply 4 mL over the crotch, ensuring sufficient coverage of the open wound. • When the tail has not been amputated, ensure sufficient coverage of the tail where the rubber ring has been applied. • In the case of ram lambs, a further 4 mL can be sprayed over and around the scrotum area after the rubber ring has been applied. 					
LAMBS WEIGHT (< 30 kg)	TOTAL VOLUME / LAMB (mL)	VOLUME PER TREATMENT BAND (mL)	NO. OF BANDS	NO. OF LAMBS TREATED PER 20 L	
Ram lambs	8	4	2	2500	
Ewe lambs	4	4	1	5000	

General Directions:

NOT TO BE USED FOR ANY PURPOSE, OR IN ANY MANNER, CONTRARY TO THIS LABEL UNLESS AUTHORISED UNDER APPROPRIATE LEGISLATION.

iO FLYK provides season long protection to sheep against body, breach and poll strike and may be used either off-shears or on sheep with any length wool. iO FLYK also protects mulesing and marking wounds on lambs against fly strike during the wound healing process. The dose volume is determined by the weight of sheep being treated. Apply iO FLYK according to the diagrams and tables in the Directions for Use. DO NOT DILUTE. Apply directly from the container or an appropriate back pack using a spray-on applicator gun recommended by the manufacturer. iO FLYK may be applied to all breeds of sheep to obtain protection against fly strike.

Significant soiling with dags, mud, dust or urine may reduce efficacy. Where significant dags are present, a light crutching is indicated prior to treatment. Protection period may be reduced if sheep scour heavily following application.

WITHHOLDING PERIODS:

MEAT: DO NOT USE less than 28 days before slaughter for human consumption.

MILK: DO NOT USE on sheep which are producing or may in the future produce milk or milk products for human consumption.

WOOL: DO NOT USE less than 3 months before shearing or fibre collection.

TRADE ADVICE - EXPORT SLAUGHTER INTERVAL (ESI): Sheep (long wool): DO NOT USE less than 60 days before slaughter for export. Sheep (6 weeks or less): DO NOT USE less than 120 days before slaughter for export.

The ESI on this label was correct at the time of label approval. Before using this product, confirm the current ESI from the manufacturer on (03) 5821 0922 or the APVMA website (www.apvma.gov.au/residues).

Use of this product may result in wool residues that may not comply with European Union environmental quality standards.

Wool treated with this product may contain detectable residues; adequate treatment records should be kept and made available, if requested by wool buyers.

SAFETY DIRECTIONS

Harmful if swallowed. May irritate skin. Will damage eyes. Avoid contact with eyes and skin. If product in eyes, wash it out immediately with water. When opening the container and using the product, wear cotton overalls over normal clothing buttoned to the neck and wrist, a washable hat, PCV or rubber apron, elbow-length chemical resistant gloves, goggles and water resistant footwear. Wash hands after use. After each day's use, wash gloves, goggles and contaminated clothing.

FIRST AID

First aid is not generally required. If in doubt, contact a Poisons Information Centre (e.g. Phone Australia 13 11 26).

ADDITIONAL USER SAFETY INFORMATION

Sheep Rehhandling Interval: After treatment wait until sheep are dry before rehhandling. If additional information is required, refer to the Safety Data Sheet.

ENVIRONMENTAL PROTECTION

DO NOT contaminate dams, rivers, streams or other waterways with the product or used containers.

DISPOSAL

Triple-rinse container into the medicated water, dip, drench, etc. Do not dispose of undiluted chemicals on-site. If the container has the drumMUSTER logo visible, and has been thoroughly cleaned and dried, and is free of any visible residues, it can be recycled at any drumMUSTER collection or similar container management program site. The cap should not be replaced, but may be recycled separately with the container. If not recycling, break, crush, or puncture container and deliver to an approved waste management facility. If an approved waste management facility is not available, bury the broken, crushed or punctured containers 500 mm below the surface in a disposal pit specifically marked and set up for this purpose clear of waterways, vegetation and tree roots, in compliance with relevant local, state or territory government regulations. Do not burn empty containers or product.

STORAGE

KEEP OUT OF REACH OF CHILDREN. Store below 30°C (room temperature). Protect from frost. Store in original container tightly closed in a dry, cool place. DO NOT store in direct sunlight. DO NOT re-use the container.

APVMA Approval No. 83154/122137

EXPIRY:

BATCH:

